



FAST FACTS

FALL 2017

HEADCOUNT ENROLLMENT

1,835



56%
Female

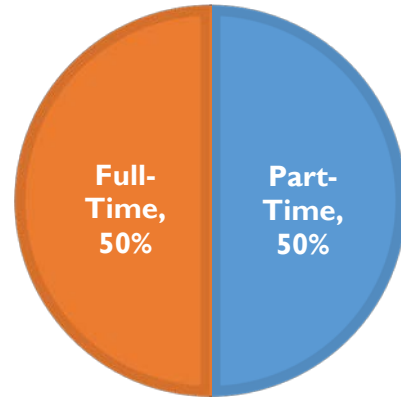


44%
Male

RACE OF STUDENTS

BLACK.....	24%
WHITE.....	74%
2 OR MORE RACES.....	1%
OTHER/UNKNOWN.....	1%

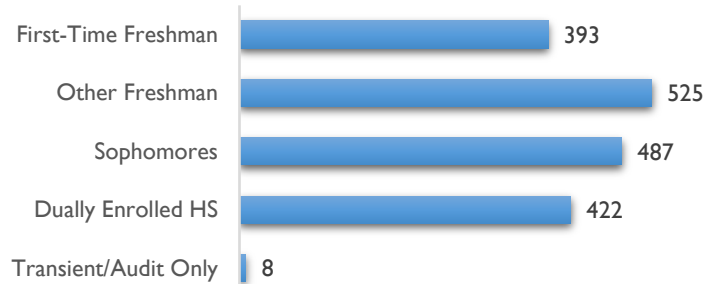
ENROLLMENT STATUS OF STUDENTS



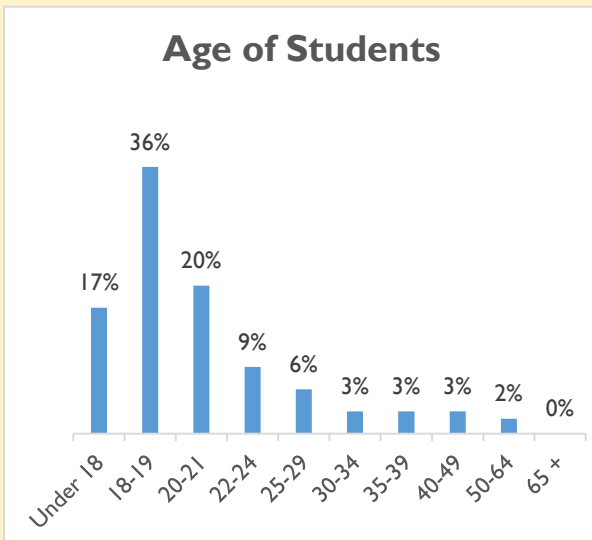
Credit Hours Produced

Status	Headcount	Credit Hours
Full-time	924	12,778
Part-time	911	5,351
Totals	1,835	18,129

Classification of Students



Age of Students



Average Age: 22 years

Residency Status of Students

Out-of-State
Residency
(2%)



In-State
Residency
(98%)



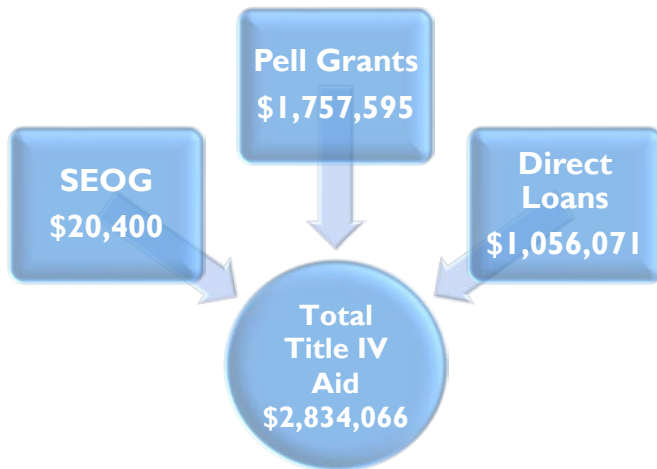
FAST FACTS

FALL 2017

Percentage of Students Receiving Financial Aid

77%

Title IV Financial Aid



Percentage of Students Receiving Title IV Aid

49%

Title IV Aid	# of Awards	Average Award
Pell Grant	779	\$ 2,256
Supplemental Educational Opportunity Grant (SEOG)	68	\$ 300
Direct Loans	363	\$ 2,902

Career-Tech Dual Enrollment Scholarships

\$190,331

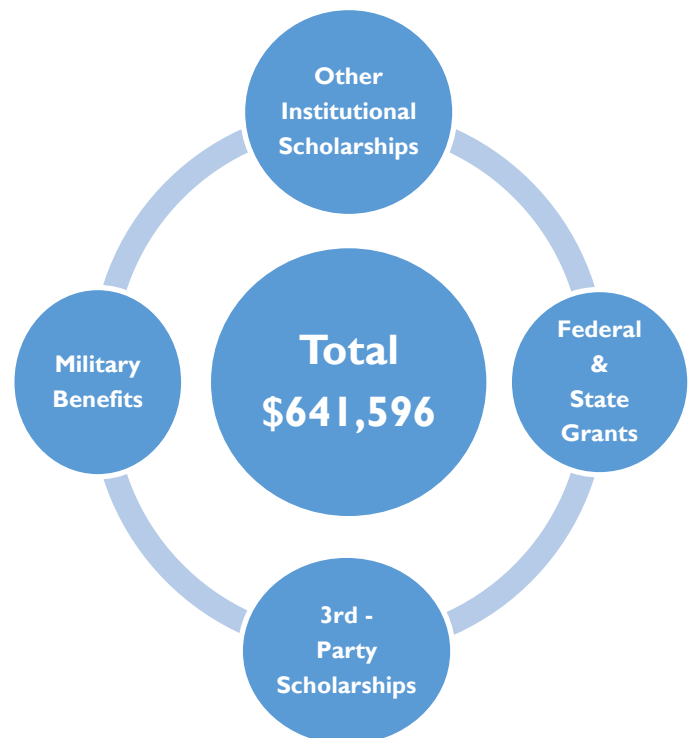
262 High School Students

Average Scholarship Award - \$726

Athletic Aid

Baseball	<ul style="list-style-type: none"> • 22 Scholarship Awards • Average Scholarship \$3,709 • Total Scholarship Awards - \$ 81,609
Golf	<ul style="list-style-type: none"> • 8 Scholarship Awards • Average Scholarship Award - \$2,819 • Total Scholarship Awards - \$22,551
Softball	<ul style="list-style-type: none"> • 20 Scholarship Awards • Average Scholarship Award - \$ 2,730 • Total Scholarship Awards - \$ 54,606
Womens Tennis	<ul style="list-style-type: none"> • 9 Scholarship Awards • Average Scholarship Award - \$3,396 • Total Scholarship Awards - \$ 30,562
Athletic Managers	<ul style="list-style-type: none"> • 4 Scholarship Awards • Average Scholarship Award - \$2,479 • Total Scholarship Awards - \$9,916

Other Sources of Aid





FAST FACTS

FALL 2017

DEGREES AND CERTIFICATES AWARDED

July 1, 2015 – June 30, 2016



ASSOCIATE DEGREES
(AS, AAS, AOT)
253

CERTIFICATES
55

SHORT-TERM CERTIFICATES
180

Retention Rates

First-time, full-time students who returned from Fall 2016 to continue their studies in the Fall 2017

Full-Time Rate **63%**
Part-Time Rate **40%**

Graduation Rate

First-time, full-time students who began in Fall 2013 and completed their program within 150% of the normal time to complete their program

22%

Transfer-Out Rate

First-time, full-time students who began in Fall 2013 and transferred to another institution

24%

Locations



College Mission

Central Alabama Community College promotes student success in comprehensive and diverse academic and career learning environments to advance quality of life through economic, community, and workforce development.

OTHER SIGNIFICANT DEMOGRAPHICS

(Fall 2017)

First generation to attend college.....41%
Single parents.....5%
Veterans/Dependents of Veterans.....3%